



## **Department of Political Science**

### **Stake Holders Feedback Reports**

- **Students Feedback**
- **Alumni Feedback**
- **Faculty Feedback**
- **Feedback Analysis Report**
- **Action Taken Report**

# SRI DHARMASTHALA MANJUNATHESHWARA COLLEGE (AUTONOMOUS) UJIRE – 574 240



DAKSHINA KANNADA, KARNATAKA STATE

(Re-Accredited by NAAC at 'A++' Grade)

Ph: 08256-236221, 236101(O), Fax: 236220

e-Mail: sdmcollege@rediffmail.com, sdmcollege@sdmcjire.in, Website: www.sdmcjire.in

## DEPARTMENT OF POLITICAL SCIENCE

### STUDENTS FEEDBACK

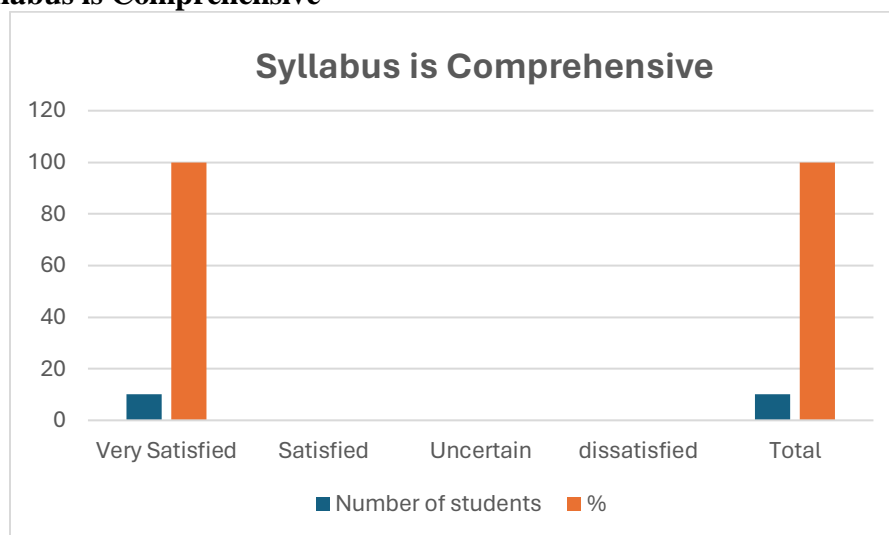
#### ACADEMIC YEAR 2022-23

Number of students taken: 10

**Table 1: Syllabus is Comprehensive**

	Number of students	%
Very Satisfied	10	100
Satisfied	0	0
Uncertain	0	0
dissatisfied	0	0
<b>Total</b>	<b>10</b>	<b>100</b>

**Chart 1: Syllabus is Comprehensive**



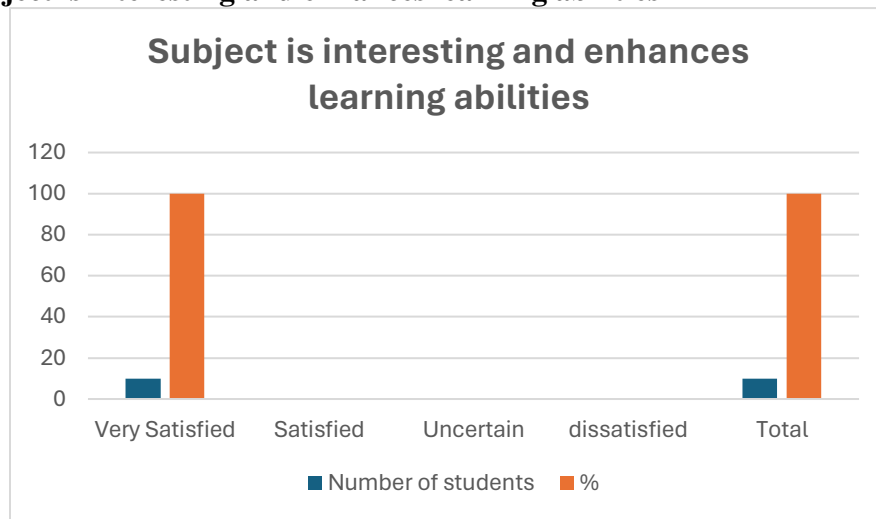
#### Interpretation:

From the above table and chart, 100% of the students says that the syllabus is comprehensive and that would help to students in all the forms.

**Table 2: Subject is interesting and enhances learning abilities**

Opinion	Number of students	%
Very Satisfied	10	100
Satisfied	0	0
Uncertain	0	0
dissatisfied	0	0
<b>Total</b>	<b>10</b>	<b>100</b>

**Chart 2: Subject is interesting and enhances learning abilities**



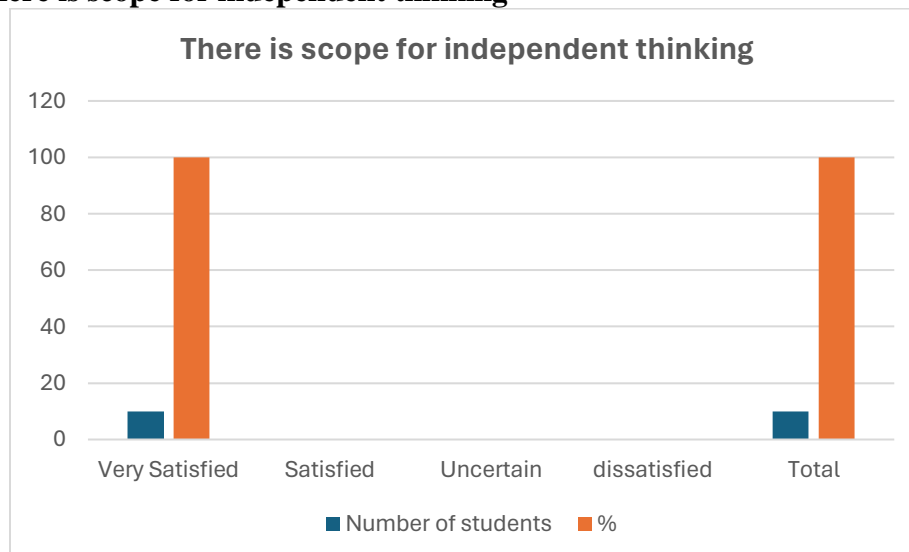
**Interpretation:**

From the above table and chart, 100% of the students says that the Subjects is interesting and enhances learning abilities and that would help to students in all the forms..

**Table 3: There is scope for independent thinking**

Opinion	Number of students	%
Very Satisfied	7	70
Satisfied	3	30
Uncertain	0	0
dissatisfied	0	0
Total	10	100

**Chart 3: There is scope for independent thinking**

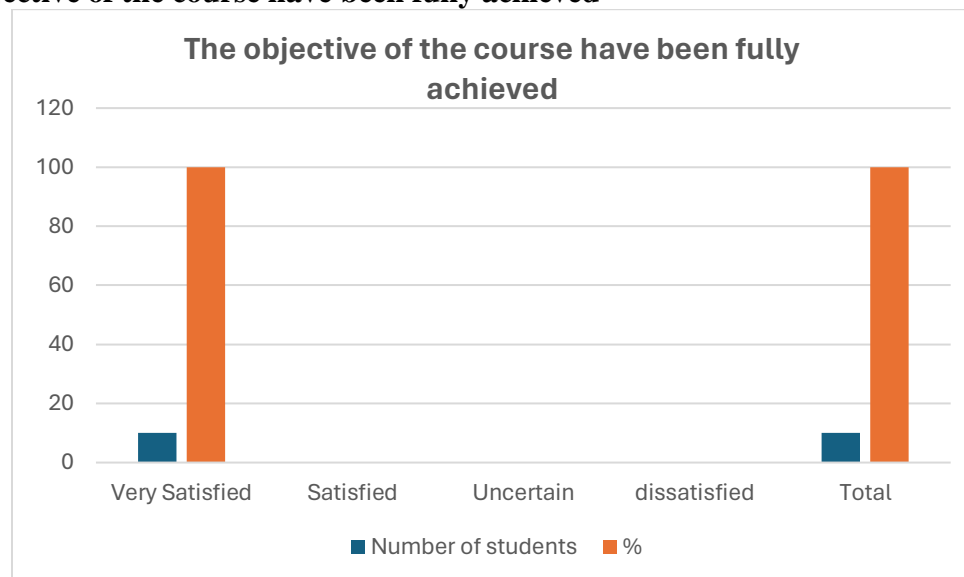


**Interpretation:**

From the above table and chart, 70% of the students says that the There is scope for independent thinking and that would help to students in all the forms. 30% of the respondents are of the opinion they could not consider as There is scope for independent thinking.

**Table 4: The objective of the course have been fully achieved**

Opinion	Number of students	%
Very Satisfied	10	100
Satisfied	0	0
Uncertain	0	0
dissatisfied	0	0
<b>Total</b>	<b>10</b>	<b>100</b>

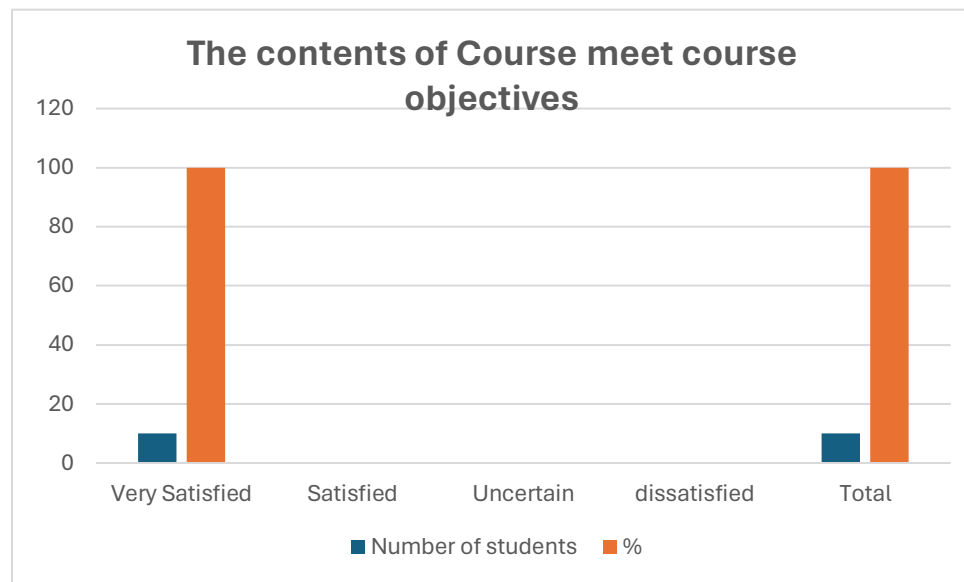
**Chart 4: The objective of the course have been fully achieved****Interpretation:**

From the above table and chart, 100% of the students says that the objective of the course has been fully achieved and that would help to students in all the forms..

**Table 5: The contents of Course meet course objectives**

Opinion	Number of students	%
Very Satisfied	10	100
Satisfied	0	0
Uncertain	0	0
dissatisfied	0	0
<b>Total</b>	<b>10</b>	<b>100</b>

**Chart 5: The contents of Course meet course objectives**



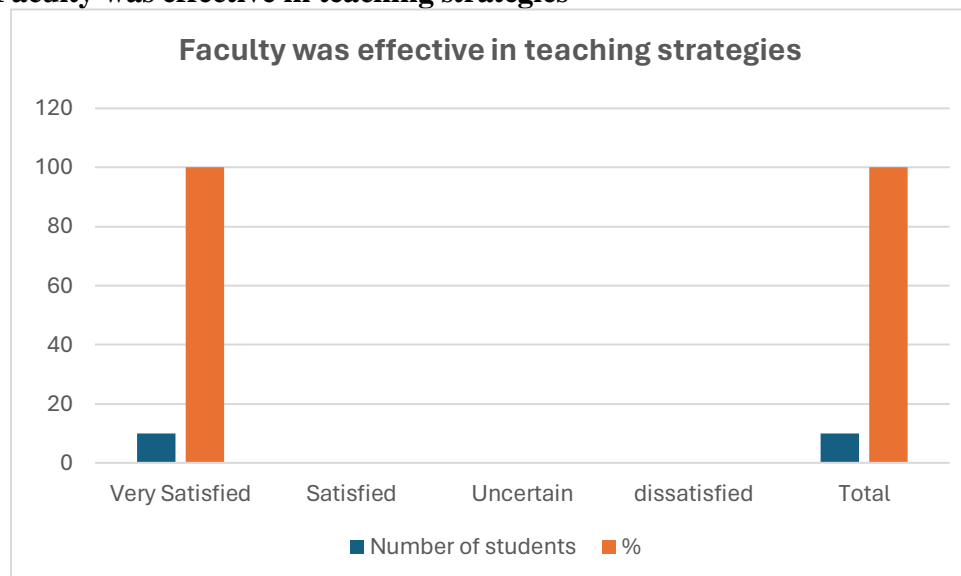
**Interpretation:**

From the above table and chart, 100% of the students says that the contents of Course meet course objectives and that would help to students in all the forms..

**Table 6: Faculty was effective in teaching strategies**

Opinion	Number of students	%
Very Satisfied	10	100
Satisfied	0	0
Uncertain	0	0
dissatisfied	0	0
Total	10	100

**Chart 6: Faculty was effective in teaching strategies**

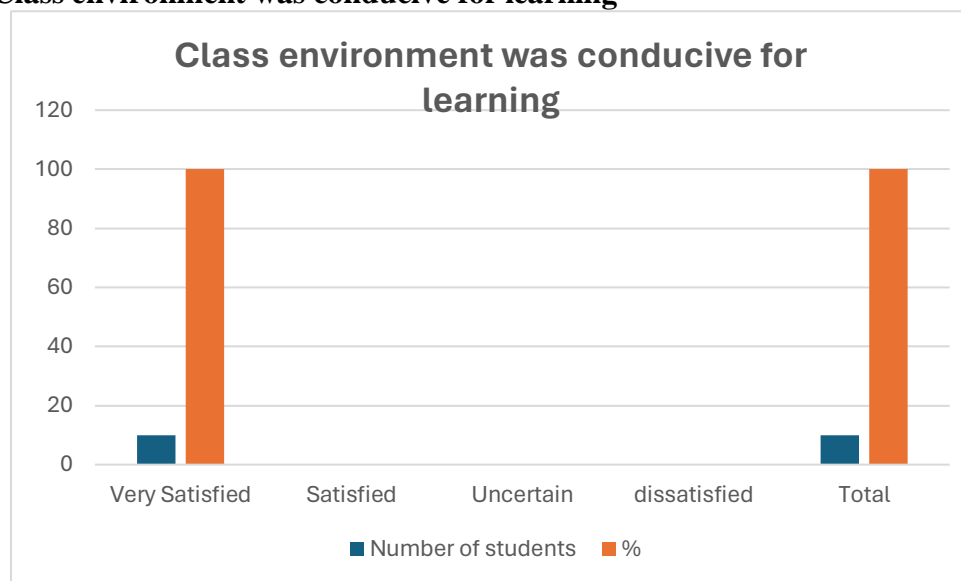


**Interpretation:**

From the above table and chart, 100% of the students says that Faculty was effective in teaching strategiesand they helped to students in all academic forms..

**Table 7: Class environment was conducive for learning.**

Opinion	Number of students	%
Very Satisfied	10	100
Satisfied	0	0
Uncertain	0	0
dissatisfied	0	0
<b>Total</b>	<b>10</b>	<b>100</b>

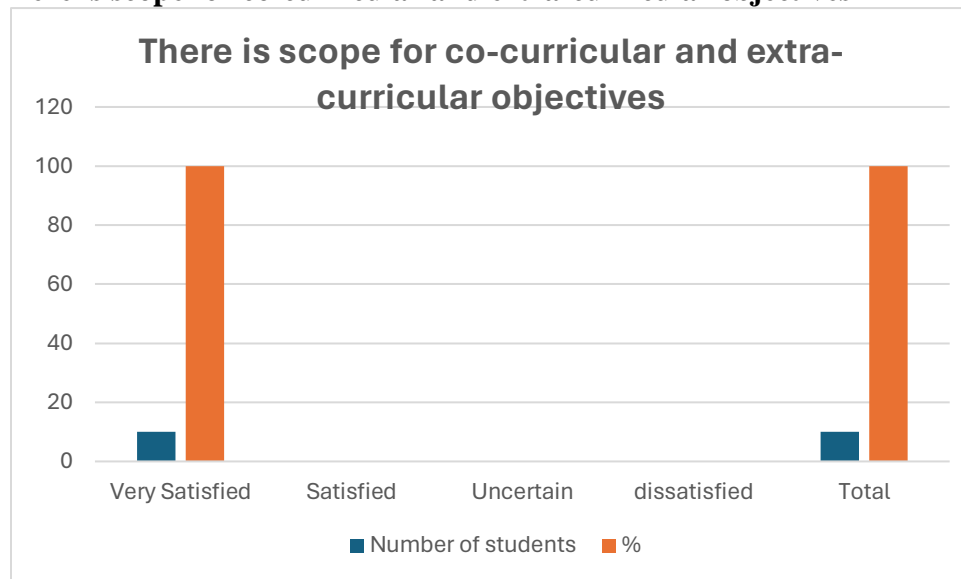
**Chart 7: Class environment was conducive for learning****Interpretation:**

From the above table and chart, 100% of the students says that Class environment was conducive for learningand that would help to students in all the forms..

**Table 8: There is scope for co-curricular and extra-curricular objectives**

Opinion	Number of students	%
Very Satisfied	10	100
Satisfied	0	0
Uncertain	0	0
dissatisfied	0	0
<b>Total</b>	<b>10</b>	<b>100</b>

**Chart 8: There is scope for co-curricular and extra-curricular objectives**



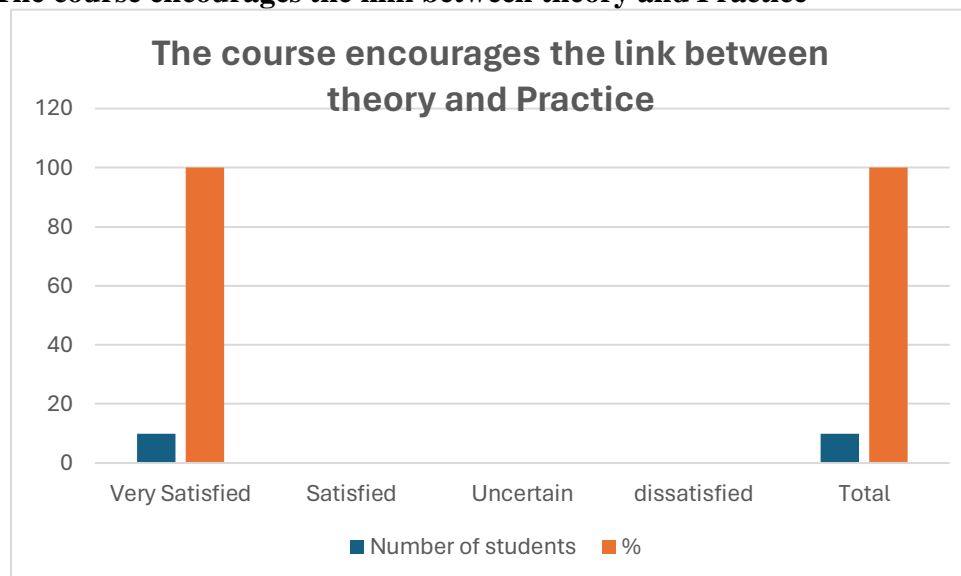
**Interpretation:**

From the above table and chart, 100% of the students says that There is scope for co-curricular and extra-curricular objectives and that would help to students in all the forms.

**Table 9: The course encourages the link between theory and Practice**

Opinion	Number of students	%
Very Satisfied	10	100
Satisfied	0	0
Uncertain	0	0
dissatisfied	0	0
Total	10	100

**Chart 9: The course encourages the link between theory and Practice**



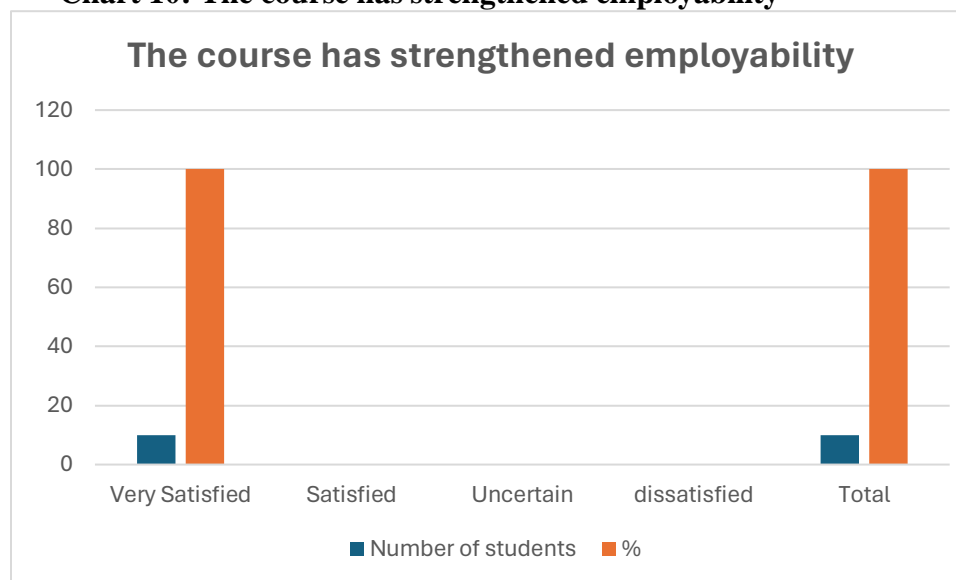
### Interpretation:

From the above table and chart, 100% of the students says that the course encourages the link between theory and Practice and that would help to students in all the forms.

**Table 10: The course has strengthened employability.**

Opinion	Number of students	%
Very Satisfied	10	100
Satisfied	0	0
Uncertain	0	0
dissatisfied	0	0
<b>Total</b>	<b>10</b>	<b>100</b>

**Chart 10: The course has strengthened employability**



### Interpretation:

From the above table and chart, 100% of the students says that the course has strengthened employability and that would help to students in all the forms.





## SDM College, Ujire

## Department of Political Science

## Questionnaire for students

**A SURVEY ON EMPLOYABILITY AND ENHANCEMENT OF SKILLS**

The survey is to assess the quality of political science syllabus taught in their undergraduate degree course. Please give your genuine responses to bring about positive changes.

Scale: A. Very satisfied

B. Satisfied

C. Uncertain

D. Dissatisfied

E. Very dissatisfied

1. Syllabus is comprehensive
2. Subject is interesting and enhances learning abilities
3. There is scope for independent thinking
4. The objective of the course have been fully achieved
5. The contents of course meet course objectives
6. Faculty was effective in course objectives
7. Class environment was conducive for learning
8. There is scope for co-curricular and extra-curricular objectives
9. The course encourages the link between theory & practice
10. The course has strengthen employability

A	B	C	D
✓			
✓			
✓			
✓			
✓			
✓			
✓			
✓			
✓			

Other observations if any: *NA*

210030 - DEEKSHA



## SDM College, Ujire

## Department of Political Science

## Questionnaire for students

**A SURVEY ON EMPLOYABILITY AND ENHANCEMENT OF SKILLS**

The survey is to assess the quality of political science syllabus taught in their undergraduate degree course. Please give your genuine responses to bring about positive changes.

Scale : A. Very satisfied

B. Satisfied

C. Uncertain

D. Dissatisfied

E. Very dissatisfied

1. Syllabus is comprehensive
2. Subject is interesting and enhances learning abilities
3. There is scope for independent thinking
4. The objective of the course have been fully achieved
5. The contents of course meet course objectives
6. Faculty was effective in course objectives
7. Class environment was conducive for learning
8. There is scope for co-curricular and extra-curricular objectives
9. The course encourages the link between theory & practice
10. The course has strengthen employability

A	B	C	D
✓			
✓			
✓			
✓			
✓			
✓			
✓			
✓			
✓			

Other observations if any: nil

210026 / Dhanushree

SDM College, Ujire

Department of Political Science

Questionnaire for students

**A SURVEY ON EMPLOYABILITY AND ENHANCEMENT OF SKILLS**

The survey is to assess the quality of political science syllabus taught in their undergraduate degree course. Please give your genuine responses to bring about positive changes.

Scale : A . Very satisfied

B. Satisfied

C. Uncertain

D. Dissatisfied

E. Very dissatisfied

1. Syllabus is comprehensive
2. Subject is interesting and enhances learning abilities
3. There is scope for independent thinking
4. The objective of the course have been fully achieved
5. The contents of course meet course objectives
6. Faculty was effective in course objectives
7. Class environment was conducive for learning
8. There is scope for co-curricular and extra-curricular objectives
9. The course encourages the link between theory & practice
10. The course has strengthen employability

A	B	C	D
✓			
✓			
✓			
✓			
✓			
✓			
✓			
✓			
✓			

Other observations if any: ✓✓

Sanjay Ay  
210028-

SDM College, Ujire

Department of Political Science

Questionnaire for students

**A SURVEY ON EMPLOYABILITY AND ENHANCEMENT OF SKILLS**

The survey is to assess the quality of political science syllabus taught in their undergraduate degree course. Please give your genuine responses to bring about positive changes.

Scale : A . Very satisfied

B. Satisfied

C. Uncertain

D. Dissatisfied

E. Very dissatisfied

1. Syllabus is comprehensive
2. Subject is interesting and enhances learning abilities
3. There is scope for independent thinking
4. The objective of the course have been fully achieved
5. The contents of course meet course objectives
6. Faculty was effective in course objectives
7. Class environment was conducive for learning
8. There is scope for co-curricular and extra-curricular objectives
9. The course encourages the link between theory & practice
10. The course has strengthen employability.

A	B	C	D
✓			
✓			
✓			
✓			
✓			
✓			
✓			
✓			
✓			

Other observations if any: nil

Ramesh Nair  
210082

SDM College, Ujire

Department of Political Science

Questionnaire for students

A SURVEY ON EMPLOYABILITY AND ENHANCEMENT OF SKILLS

The survey is to assess the quality of political science syllabus taught in their undergraduate degree course. Please give your genuine responses to bring about positive changes.

Scale : A . Very satisfied

B. Satisfied

C. Uncertain

D. Dissatisfied

E. Very dissatisfied

1. Syllabus is comprehensive
2. Subject is interesting and enhances learning abilities
3. There is scope for independent thinking
4. The objective of the course have been fully achieved
5. The contents of course meet course objectives
6. Faculty was effective in course objectives
7. Class environment was conducive for learning
8. There is scope for co-curricular and extra-curricular objectives
9. The course encourages the link between theory & practice
10. The course has strengthen employability

A	B	C	D
✓			
✓			
✓			
✓			
✓			
✓			
✓			
✓			
✓			

Other observations if any: nil

Amrutha  
210175





SDM College, Ujire

Department of Political Science

Questionnaire for students

**A SURVEY ON EMPLOYABILITY AND ENHANCEMENT OF SKILLS**

The survey is to assess the quality of political science syllabus taught in their undergraduate degree course. Please give your genuine responses to bring about positive changes.

Scale : A : Very satisfied

B. Satisfied

C. Uncertain

D. Dissatisfied

E. Very dissatisfied

1. Syllabus is comprehensive
2. Subject is interesting and enhances learning abilities
3. There is scope for independent thinking
4. The objective of the course have been fully achieved
5. The contents of course meet course objectives
6. Faculty was effective in course objectives
7. Class environment was conducive for learning
8. There is scope for co-curricular and extra-curricular objectives
9. The course encourages the link between theory & practice
10. The course has strengthen employability

A	B	C	D
✓			
✓			
	✓		
✓			
✓			
✓			
✓			
✓			
✓			

Other observations if any: null

manglu m  
210081

SDM College, Ujire

Department of Political Science

Questionnaire for students

**A SURVEY ON EMPLOYABILITY AND ENHANCEMENT OF SKILLS**

The survey is to assess the quality of political science syllabus taught in their undergraduate degree course. Please give your genuine responses to bring about positive changes.

Scale : A . Very satisfied

B. Satisfied

C. Uncertain

D. Dissatisfied

E. Very dissatisfied

1. Syllabus is comprehensive
2. Subject is interesting and enhances learning abilities
3. There is scope for independent thinking
4. The objective of the course have been fully achieved
5. The contents of course meet course objectives
6. Faculty was effective in course objectives
7. Class environment was conducive for learning
8. There is scope for co-curricular and extra-curricular objectives
9. The course encourages the link between theory & practice
10. The course has strengthen employability

A	B	C	D
✓			
✓			
	✓		
✓			
✓			
✓			
✓			
✓			
✓			

Other observations, if any: nil

210029 - uthejashree.c

# SRI DHARMASTHALA MANJUNATHESHWARA COLLEGE (AUTONOMOUS) UJIRE – 574 240



DAKSHINA KANNADA, KARNATAKA STATE

(Re-Accredited by NAAC at 'A++' Grade)

Ph: 08256-236221, 236101(O), Fax: 236220

e-Mail:sdmcollege@rediffmail.com, sdmcollege@sdmcjire.in, Website: www.sdmcjire.in

## DEPARTMENT OF POLITICAL SCIENCE

### ALUMNI FEEDBACK

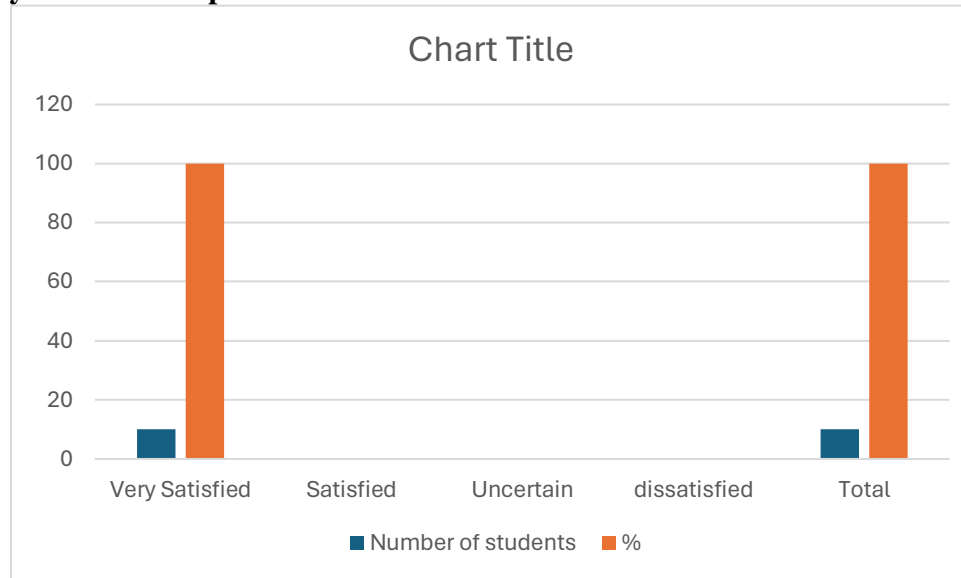
#### ACADEMIC YEAR 2022-23

Number of Alumni students taken: 10

**Table 1: Syllabus is Comprehensive**

Opinion	Number of students	%
Very Satisfied	10	100
Satisfied	0	0
Uncertain	0	0
dissatisfied	0	0
<b>Total</b>	<b>10</b>	<b>100</b>

**Chart 1: Syllabus is Comprehensive**



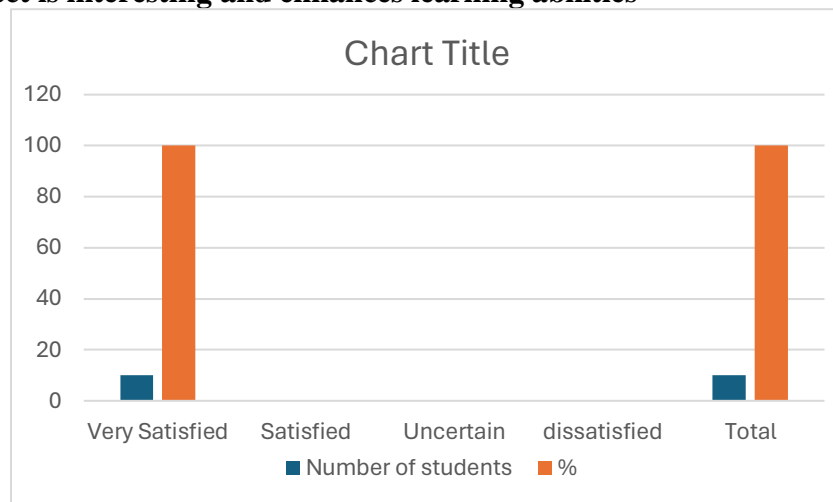
#### Interpretation:

From the above table and chart, 100% of the Alumni says Syllabus is Comprehensive and that would help to students in all the forms.

**Table 2: Subject is interesting and enhances learning abilities**

Opinion	Number of students	%
Very Satisfied	10	100
Satisfied	0	0
Uncertain	0	0
dissatisfied	0	0
<b>Total</b>	<b>10</b>	<b>100</b>

**Chart 2: Subject is interesting and enhances learning abilities**



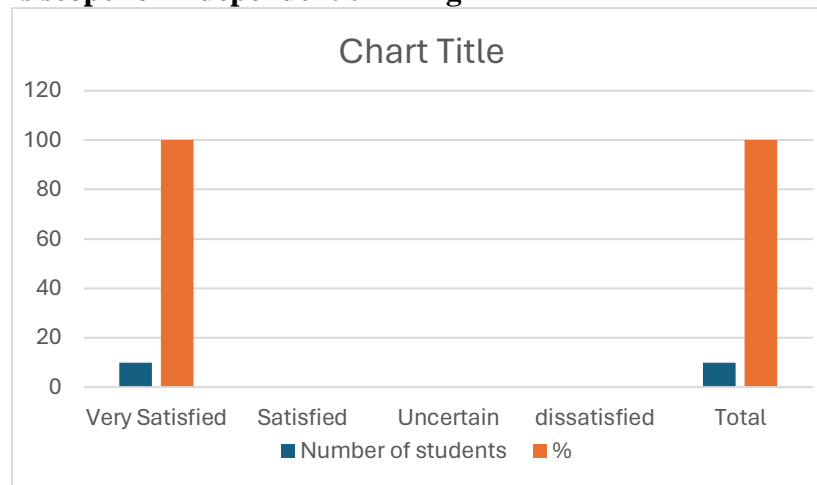
**Interpretation:**

From the above table and chart, 100% of the Alumni says Subject is interesting and enhances learning abilities and that would help to students in all the forms.

**Table 3: There is scope for independent thinking**

Opinion	Number of students	%
Very Satisfied	10	100
Satisfied	0	0
Uncertain	0	0
dissatisfied	0	0
<b>Total</b>	<b>10</b>	<b>100</b>

**Chart 3: There is scope for independent thinking**



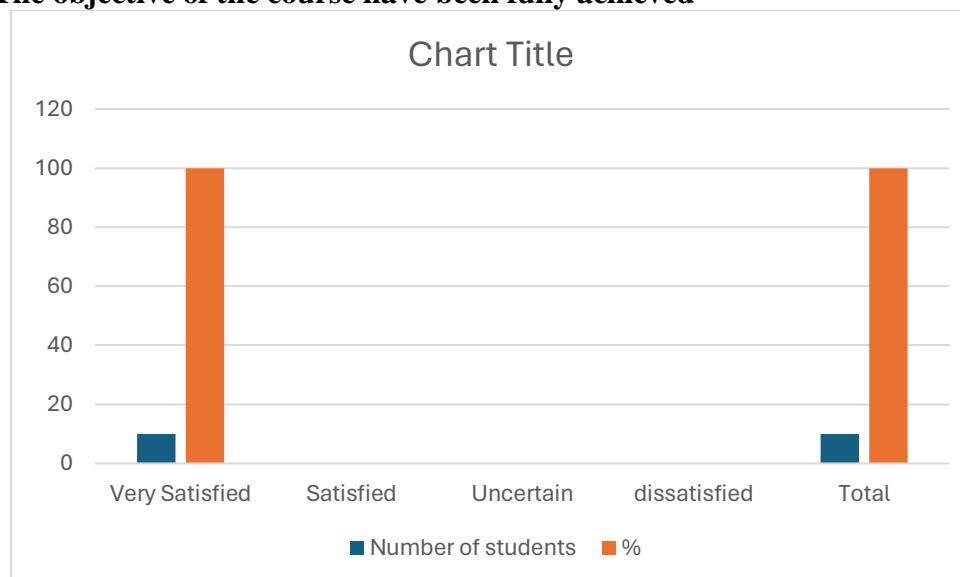
**Interpretation:**

From the above table and chart, 100% of the Alumni say there is scope for independent thinking and that would help to students in all the forms.

**Table 4: The objective of the course have been fully achieved**

Opinion	Number of students	%
Very Satisfied	10	100
Satisfied	0	0
Uncertain	0	0
dissatisfied	0	0
Total	10	100

**Chart 4: The objective of the course have been fully achieved**

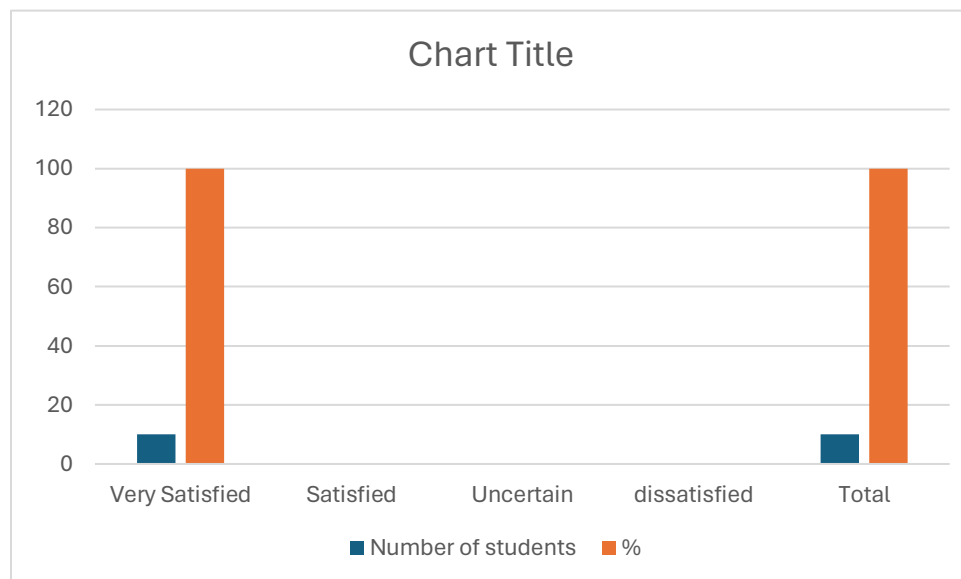


**Interpretation:**

From the above table and chart, 100% of the Alumni says The objective of the course have been fully achieved and that would help to students in all the forms.

**Table 5: The contents of Course meet course objectives**

Opinion	Number of students	%
Very Satisfied	10	100
Satisfied	0	0
Uncertain	0	0
dissatisfied	0	0
<b>Total</b>	<b>10</b>	<b>100</b>

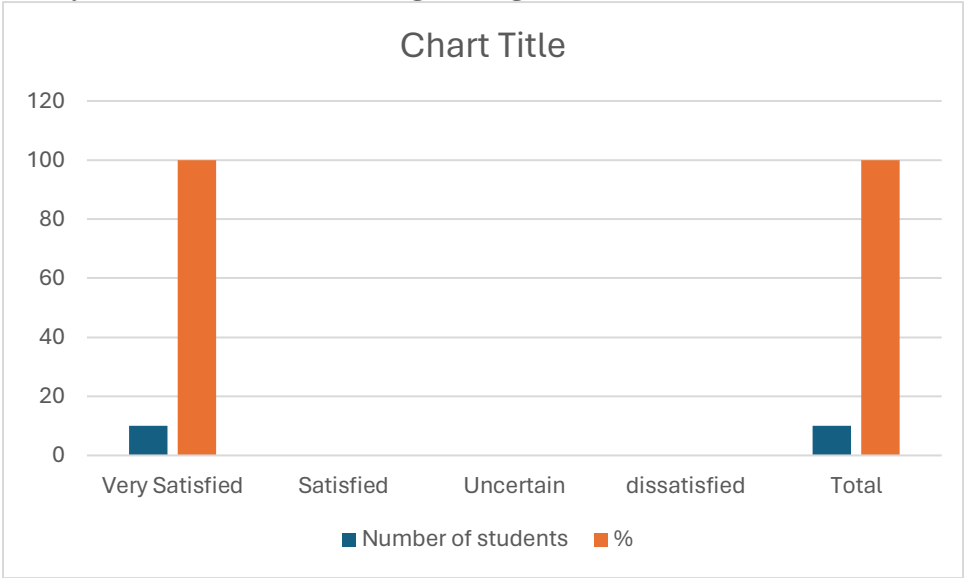
**Chart 5: The contents of Course meet course objectives****Interpretation:**

From the above table and chart, 100% of the Alumni says The contents of Course meet course objectives and that would help to students in all the forms.

**Table 6: Faculty was effective in teaching strategies**

Opinion	Number of students	%
Very Satisfied	10	100
Satisfied	0	0
Uncertain	0	0
dissatisfied	0	0
<b>Total</b>	<b>10</b>	<b>100</b>

**Chart 6: Faculty was effective in teaching strategies**



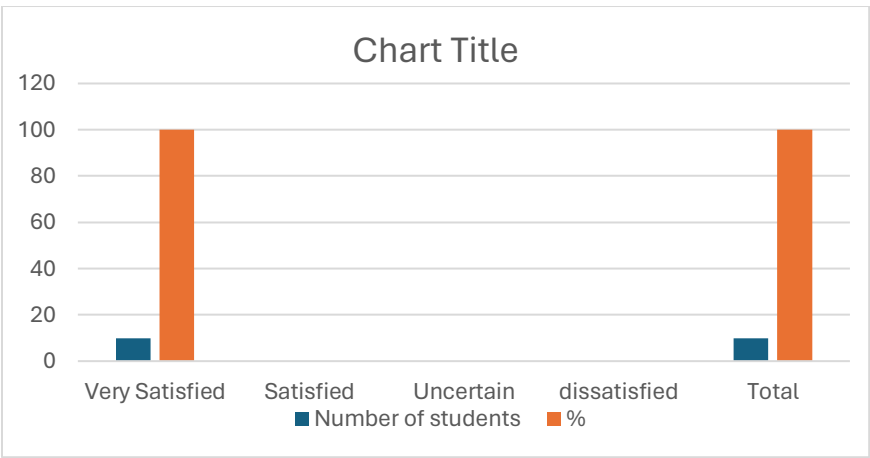
**Interpretation:**

From the above table and chart, 100% of the Alumni says Faculty was effective in teaching strategies and that would help to students in all the forms.

**Table 7: Class environment was conducive for learning**

Opinion	Number of students	%
Very Satisfied	10	100
Satisfied	0	0
Uncertain	0	0
dissatisfied	0	0
Total	10	100

**Chart 7: Class environment was conducive for learning**

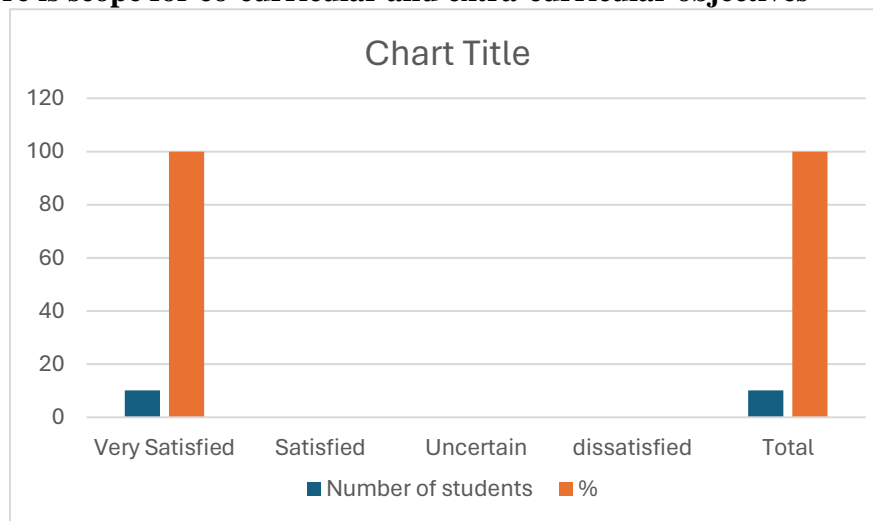


**Interpretation:**

From the above table and chart, 100% of the Alumni say Class environment was conducive for learning and that would help to students in all the forms.

**Table 8: There is scope for co-curricular and extra-curricular objectives**

Opinion	Number of students	%
Very Satisfied	10	100
Satisfied	0	0
Uncertain	0	0
dissatisfied	0	0
<b>Total</b>	<b>10</b>	<b>100</b>

**Chart 8: There is scope for co-curricular and extra-curricular objectives****Interpretation:**

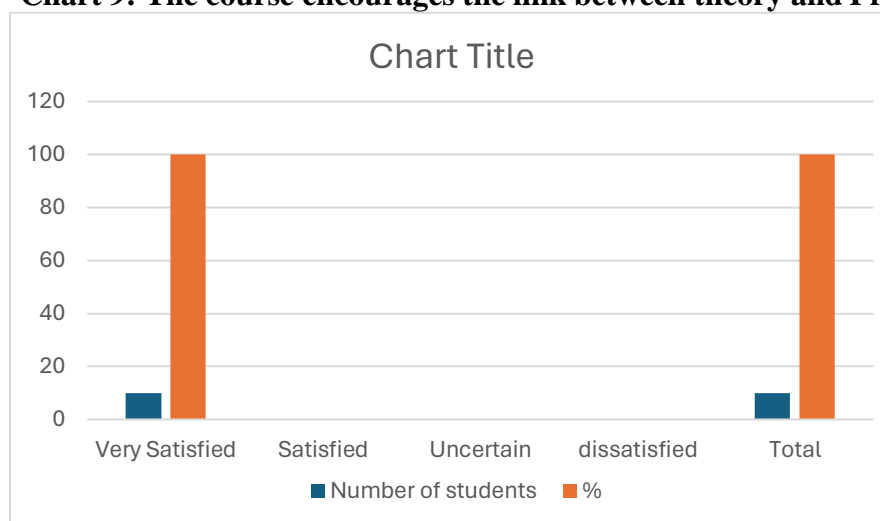
From the above table and chart, 100% of the Alumni say there is scope for co-curricular and extra-curricular objectives and that would help to students in all the forms.

**Table 9: The course encourages the link between theory and Practice**

Opinion	Number of students	%
Very Satisfied	10	100
Satisfied	0	0
Uncertain	0	0
dissatisfied	0	0
<b>Total</b>	<b>10</b>	<b>100</b>



**Chart 9: The course encourages the link between theory and Practice**



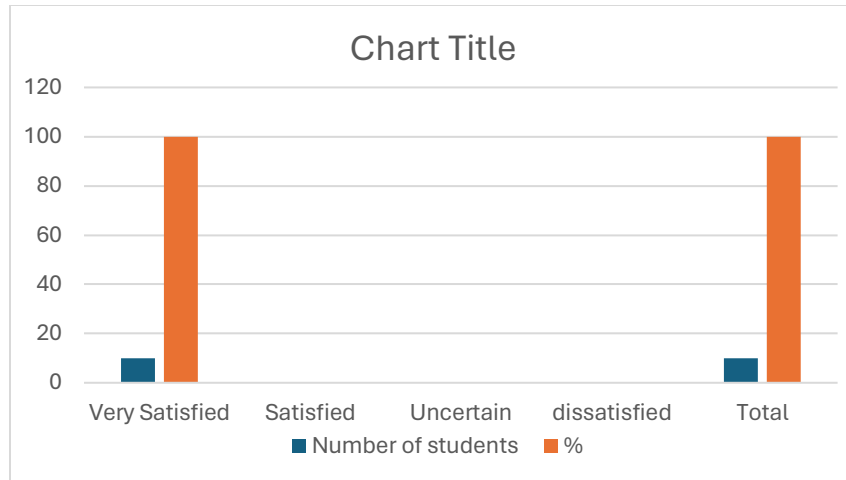
**Interpretation:**

From the above table and chart, 100% of the Alumni says The course encourages the link between theory and Practice and that would help to students in all the forms.

**Table 10: The course has strengthened employability**

Opinion	Number of students	%
Very Satisfied	10	100
Satisfied	0	0
Uncertain	0	0
dissatisfied	0	0
Total	10	100

**Chart 10: The course has strengthened employability**



**Interpretation:**

From the above table and chart, 100% of the Alumni says The course has strengthened employability and that would help to students in all the forms.

## SDM College, Ujire

## Department of Political Science

## Questionnaire for Alumni students

## A SURVEY ON EMPLOYABILITY AND ENHANCEMENT OF SKILLS

The survey is to assess the quality of political science syllabus taught in their undergraduate degree course. Please give your genuine responses to bring about positive changes.

Scale : A . Very satisfied

B. Satisfied

C. Uncertain

D. Dissatisfied

E. Very dissatisfied

1. The students from SDM College have good subject knowledge
2. They are practical in their approach to professional challenges
3. They are good in computer skills and independent thinking
4. They are soft spoken and have good communication skills
5. They are good in practical thinking and planning
6. They are really confident and self disciplined
7. The syllabi have prepared them for the job needs
8. They have good hold over time management
9. Social skills are good in the students of SDM
10. The course has strengthened their employability

A	B	C	D
✓			
✓			
✓			
✓			
✓			
✓			
✓			
✓			
✓			

Other observations if any:

VJETH

9611 91 6030

## SDM College, Ujire

## Department of Political Science

## Questionnaire for Alumni students

## A SURVEY ON EMPLOYABILITY AND ENHANCEMENT OF SKILLS

The survey is to assess the quality of political science syllabus taught in their undergraduate degree course. Please give your genuine responses to bring about positive changes.

Scale : A . Very satisfied

B. Satisfied

C. Uncertain

D. Dissatisfied

E. Very dissatisfied

1. The students from SDM College have good subject knowledge
2. They are practical in their approach to professional challenges
3. They are good in computer skills and independent thinking
4. They are soft spoken and have good communication skills
5. They are good in practical thinking and planning
6. They are really confident and self disciplined
7. The syllabi have prepared them for the job needs
8. They have good hold over time management
9. Social skills are good in the students of SDM
10. The course has strengthened their employability

A	B	C	D
✓			
✓			
✓			
✓			
✓			
✓			
✓			
✓			
✓			

Other observations if any:

JYOTSNA SHARMA

8011155493

## SDM College, Ujire

## Department of Political Science

## Questionnaire for Alumni students

**A SURVEY ON EMPLOYABILITY AND ENHANCEMENT OF SKILLS**

The survey is to assess the quality of political science syllabus taught in their undergraduate degree course. Please give your genuine responses to bring about positive changes.

Scale : A . Very satisfied

B. Satisfied

C. Uncertain

D. Dissatisfied

E. Very dissatisfied

1. The students from SDM College have good subject knowledge
2. They are practical in their approach to professional challenges
3. They are good in computer skills and independent thinking
4. They are soft spoken and have good communication skills
5. They are good in practical thinking and planning
6. They are really confident and self disciplined
7. The syllabi have prepared them for the job needs
8. They have good hold over time management
9. Social skills are good in the students of SDM
10. The course has strengthened their employability

A	B	C	D
✓			
✓			
✓			
✓			
✓			
✓			
✓			
✓			
✓			

Other observations if any:

SWATHI

9449912154

# SDM College, Ujire

## Department of Political Science

### Questionnaire for Alumni students

#### A SURVEY ON EMPLOYABILITY AND ENHANCEMENT OF SKILLS

The survey is to assess the quality of political science syllabus taught in their undergraduate degree course. Please give your genuine responses to bring about positive changes.

Scale : A . Very satisfied

B. Satisfied

C. Uncertain

D. Dissatisfied

E. Very dissatisfied

1. The students from SDM College have good subject knowledge
2. They are practical in their approach to professional challenges
3. They are good in computer skills and independent thinking
4. They are soft spoken and have good communication skills
5. They are good in practical thinking and planning
6. They are really confident and self disciplined
7. The syllabi have prepared them for the job needs
8. They have good hold over time management
9. Social skills are good in the students of SDM
10. The course has strengthened their employability

A	B	C	D
✓			
✓			
✓			
✓			
✓			
✓			
✓			
✓			
✓			

Other observations if any:

BHASHINI  
9008234270

SDM College, Ujire

Department of Political Science

Questionnaire for Alumni students

A SURVEY ON EMPLOYABILITY AND ENHANCEMENT OF SKILLS

The survey is to assess the quality of political science syllabus taught in their undergraduate degree course. Please give your genuine responses to bring about positive changes.

Scale : A . Very satisfied

B. Satisfied

C. Uncertain

D. Dissatisfied

E. Very dissatisfied

1. The students from SDM College have good subject knowledge
2. They are practical in their approach to professional challenges
3. They are good in computer skills and independent thinking
4. They are soft spoken and have good communication skills
5. They are good in practical thinking and planning
6. They are really confident and self disciplined
7. The syllabi have prepared them for the job needs
8. They have good hold over time management
9. Social skills are good in the students of SDM
10. The course has strengthened their employability

A	B	C	D
✓			
✓			
✓			
✓			
✓			
✓			
✓			
✓			
✓			

Other observations if any:

DHARMASHRI

7624 83 2395

**SDM College, Ujire**

**Department of Political Science**

**Questionnaire for Alumni students**

**A SURVEY ON EMPLOYABILITY AND ENHANCEMENT OF SKILLS**

The survey is to assess the quality of political science syllabus taught in their undergraduate degree course. Please give your genuine responses to bring about positive changes.

Scale : A . Very satisfied

B. Satisfied

C. Uncertain

D. Dissatisfied

E. Very dissatisfied

1. The students from SDM College have good subject knowledge
2. They are practical in their approach to professional challenges
3. They are good in computer skills and independent thinking
4. They are soft spoken and have good communication skills
5. They are good in practical thinking and planning
6. They are really confident and self disciplined
7. The syllabi have prepared them for the job needs
8. They have good hold over time management
9. Social skills are good in the students of SDM
10. The course has strengthened their employability

A	B	C	D
✓			
✓			
✓			
✓			
✓			
✓			
✓			
✓			
✓			

Other observations if any:

ARPITA

9482613675



# SDM College, Ujire

## Department of Political Science

### Questionnaire for Alumni students

#### A SURVEY ON EMPLOYABILITY AND ENHANCEMENT OF SKILLS

The survey is to assess the quality of political science syllabus taught in their undergraduate degree course. Please give your genuine responses to bring about positive changes.

Scale : A . Very satisfied

B. Satisfied

C. Uncertain

D. Dissatisfied

E. Very dissatisfied

1. The students from SDM College have good subject knowledge
2. They are practical in their approach to professional challenges
3. They are good in computer skills and independent thinking
4. They are soft spoken and have good communication skills
5. They are good in practical thinking and planning
6. They are really confident and self disciplined
7. The syllabi have prepared them for the job needs
8. They have good hold over time management
9. Social skills are good in the students of SDM
10. The course has strengthened their employability

A	B	C	D
✓			
✓			
✓			
✓			
✓			
✓			
✓			
✓			
✓			

Other observations if any:

HARSHENDRA  
9901649185



## SDM College, Ujjain

## Department of Political Science

## Questionnaire for Alumni students

## A SURVEY ON EMPLOYABILITY AND ENHANCEMENT OF SKILLS

The survey is to assess the quality of political science syllabus taught in their undergraduate degree course. Please give your genuine responses to bring about positive changes.

Scale : A . Very satisfied

B. Satisfied

C. Uncertain

D. Dissatisfied

E. Very dissatisfied

1. The students from SDM College have good subject knowledge
2. They are practical in their approach to professional challenges
3. They are good in computer skills and independent thinking
4. They are soft spoken and have good communication skills
5. They are good in practical thinking and planning
6. They are really confident and self disciplined
7. The syllabi have prepared them for the job needs
8. They have good hold over time management
9. Social skills are good in the students of SDM
10. The course has strengthened their employability

A	B	C	D
✓			
✓			
✓			
✓			
✓			
✓			
✓			
✓			
✓			

Other observations if any:

APEKSHA  
8970510432

SDM College, Ujire

Department of Political Science

Questionnaire for Alumni students

A SURVEY ON EMPLOYABILITY AND ENHANCEMENT OF SKILLS

The survey is to assess the quality of political science syllabus taught in their undergraduate degree course. Please give your genuine responses to bring about positive changes.

Scale: A. Very satisfied

B. Satisfied

C. Uncertain

D. Dissatisfied

E. Very dissatisfied

1. The students from SDM College have good subject knowledge
2. They are practical in their approach to professional challenges
3. They are good in computer skills and independent thinking
4. They are soft spoken and have good communication skills
5. They are good in practical thinking and planning
6. They are really confident and self disciplined
7. The syllabi have prepared them for the job needs
8. They have good hold over time management
9. Social skills are good in the students of SDM
10. The course has strengthened their employability

A	B	C	D
✓			
✓			
✓			
✓			
✓			
✓			
✓			
✓			
✓			

Other observations if any:

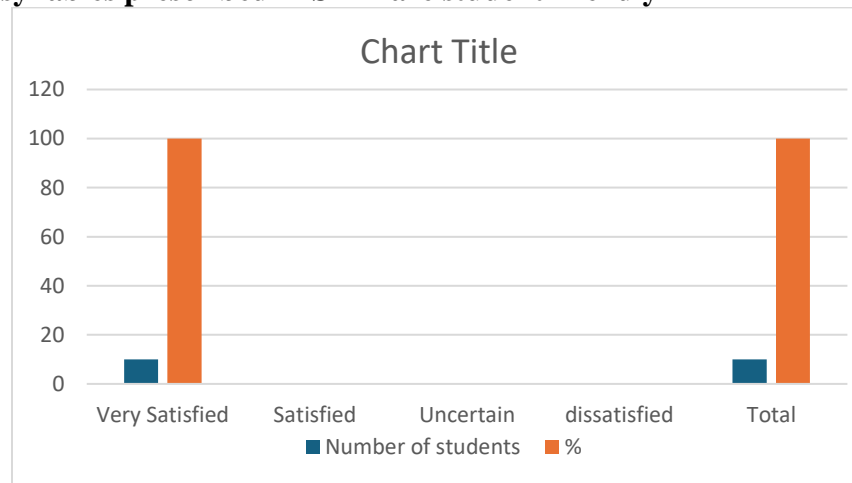
KARTHIK. R.  
9353788361

**DEPARTMENT OF POLITICAL SCIENCE****FACULTY FEEDBACK****ACADEMIC YEAR 2022-23**

Number of Faculty taken: 03

**Table 1: The syllables prescribed in SDM are student friendly**

<b>Opinion</b>	<b>Number of students</b>	<b>%</b>
Very Satisfied	10	100
Satisfied	0	0
Uncertain	0	0
dissatisfied	0	0
<b>Total</b>	<b>10</b>	<b>100</b>

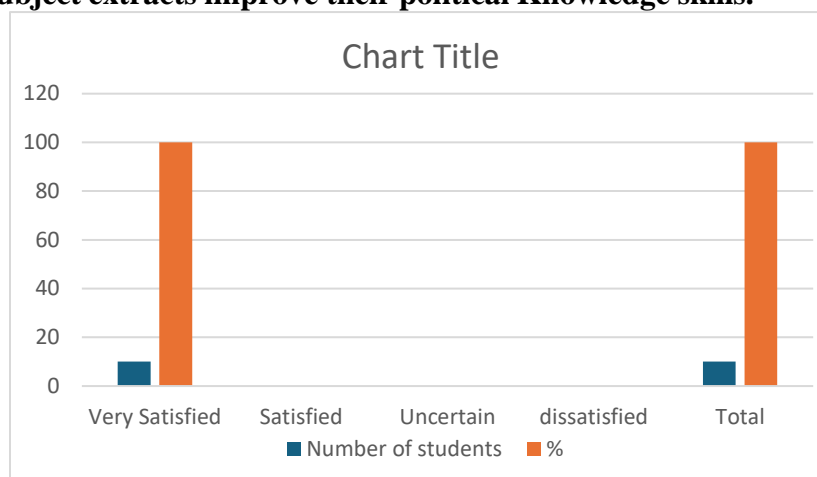
**Chart 1: The syllables prescribed in SDM are student friendly****Interpretation:**

From the above table and chart, 100% of the Faculties says The syllables prescribed in SDM are student friendly and that would help to students in all the forms. They consider as The syllables prescribed in SDM are student friendly.

**Table 2: The subject extracts improve their political Knowledge skills.**

<b>Opinion</b>	<b>Number of students</b>	<b>%</b>
Very Satisfied	10	100
Satisfied	0	0
Uncertain	0	0
dissatisfied	0	0
<b>Total</b>	<b>10</b>	<b>100</b>

**Chart 2: The subject extracts improve their political Knowledge skills.**



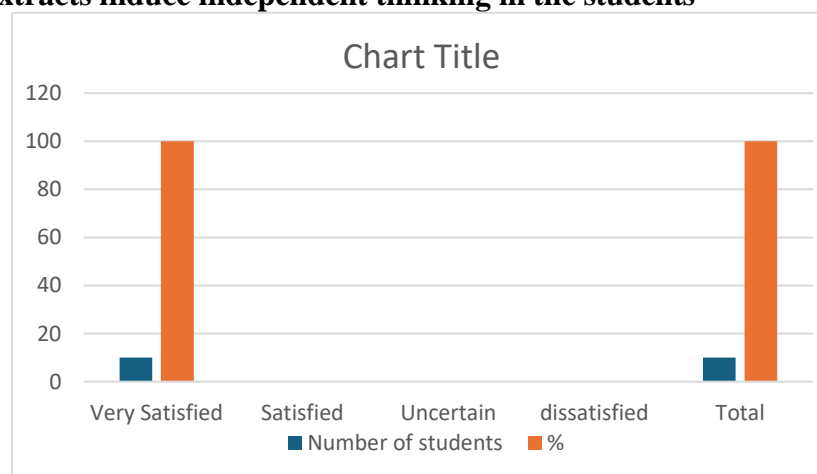
**Interpretation:**

From the above table and chart, 100% of the Faculties says The subject extracts improve their political Knowledge skills. And that would help to students in all the forms.

**Table 3: The extracts induce independent thinking in the students**

Opinion	Number of students	%
Very Satisfied	10	100
Satisfied	0	0
Uncertain	0	0
dissatisfied	0	0
Total	10	100

**Chart 3: The extracts induce independent thinking in the students**

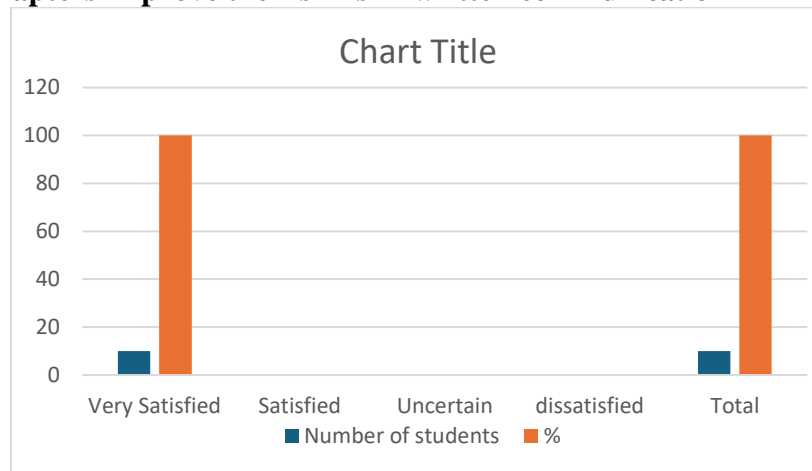


**Interpretation:**

From the above table and chart, 100% of the Faculties says The extracts induce independent thinking in the students and that would help to students in all the forms

**Table 4: The chapters improve their skills in written communication**

Opinion	Number of students	%
Very Satisfied	10	100
Satisfied	0	0
Uncertain	0	0
dissatisfied	0	0
<b>Total</b>	<b>10</b>	<b>100</b>

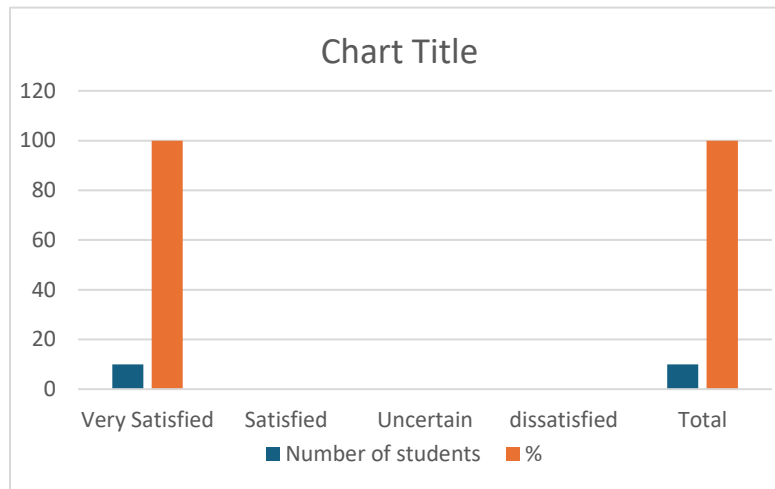
**Chart 4: The chapters improve their skills in written communication****Interpretation:**

From the above table and chart, 100% of the Faculties say the chapters improve their skills in written communication and that would help to students in all the forms.

**Table 5: There is scope for improving planning abilities in students**

Opinion	Number of students	%
Very Satisfied	10	100
Satisfied	0	0
Uncertain	0	0
dissatisfied	0	0
<b>Total</b>	<b>10</b>	<b>100</b>

**Chart 5: There is scope for improving planning abilities in students**



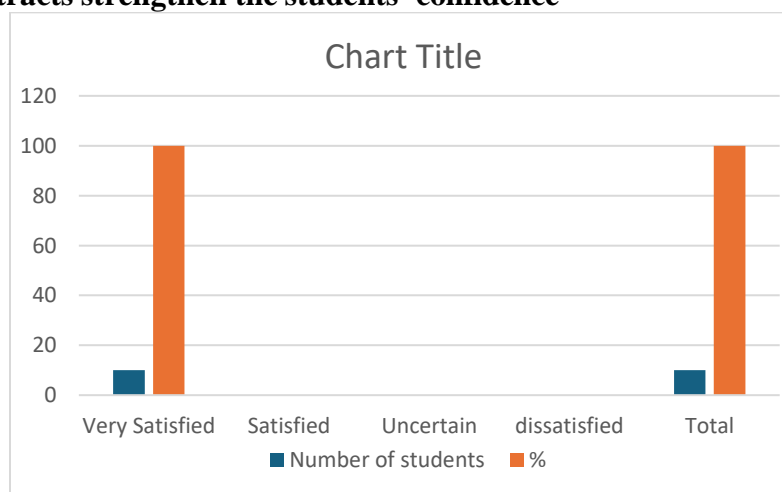
**Interpretation:**

From the above table and chart, 100% of the Faculties says There is scope for improving planning abilities in students and that would help to students in all the forms.

**Table 6: The extracts strengthen the students' confidence**

Opinion	Number of students	%
Very Satisfied	10	100
Satisfied	0	0
Uncertain	0	0
dissatisfied	0	0
Total	10	100

**Chart 6: The extracts strengthen the students' confidence**



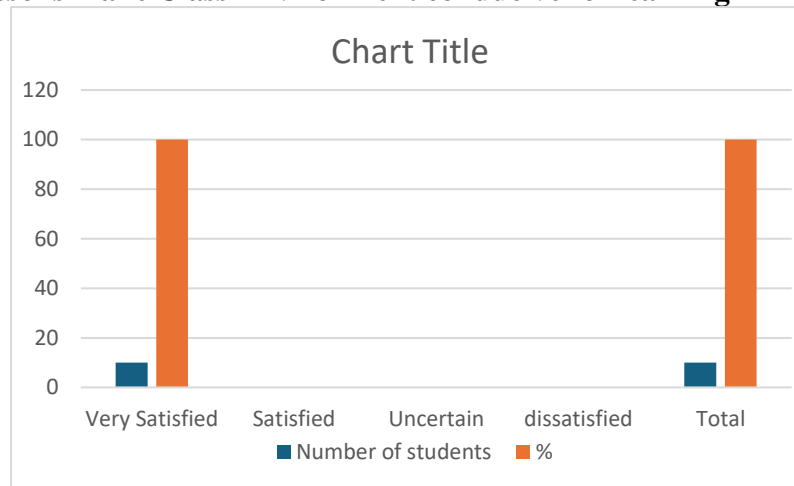


**Interpretation:**

From the above table and chart, 100% of the Faculties says The extracts strengthen the students' confidence and that would help to students in all the forms.

**Table 7: The lessons make Class Environment conducive for learning**

Opinion	Number of students	%
Very Satisfied	10	100
Satisfied	0	0
Uncertain	0	0
dissatisfied	0	0
<b>Total</b>	<b>10</b>	<b>100</b>

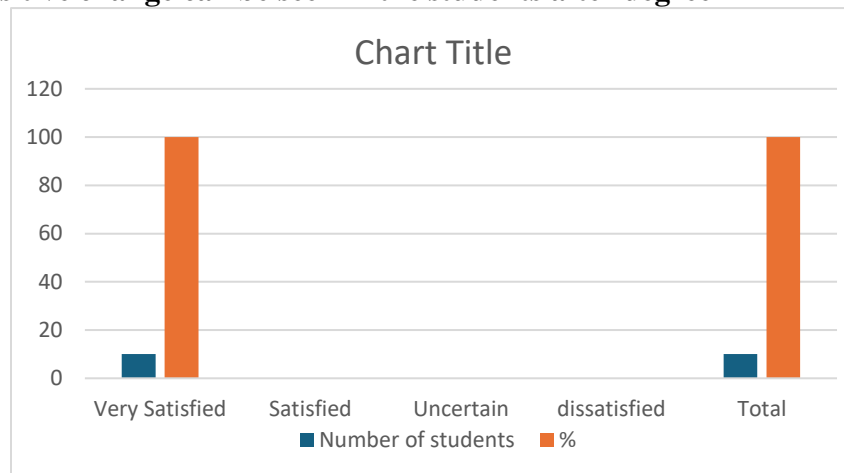
**Chart 7: The lessons make Class Environment conducive for learning****Interpretation:**

From the above table and chart, 100% of the Faculties say the lessons make Class Environment conducive for learning and that would help to students in all the forms.

**Table 8: A positive change can be seen in the students after degree**

Opinion	Number of students	%
Very Satisfied	10	100
Satisfied	0	0
Uncertain	0	0
dissatisfied	0	0
<b>Total</b>	<b>10</b>	<b>100</b>

**Chart 8: A positive change can be seen in the students after degree**



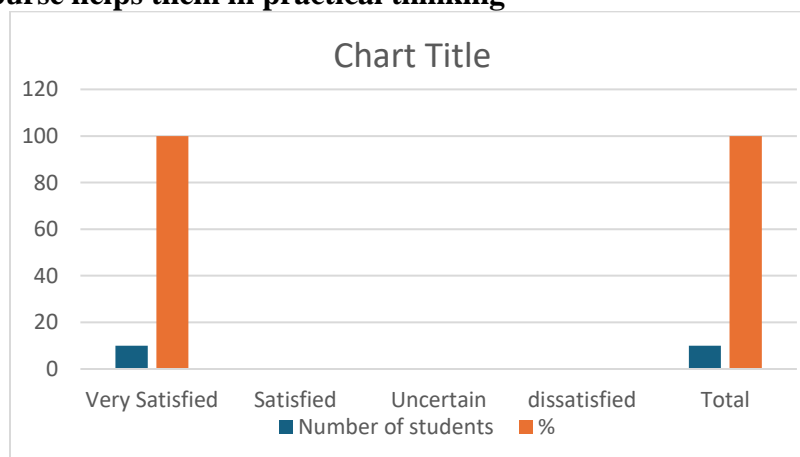
**Interpretation:**

From the above table and chart, 100% of the Faculties says A positive change can be seen in the students after degreeand that would help to students in all the forms.

**Table 9: The course helps them in practical thinking**

Opinion	Number of students	%
Very Satisfied	10	100
Satisfied	0	0
Uncertain	0	0
dissatisfied	0	0
Total	10	100

**Chart 9: The course helps them in practical thinking**



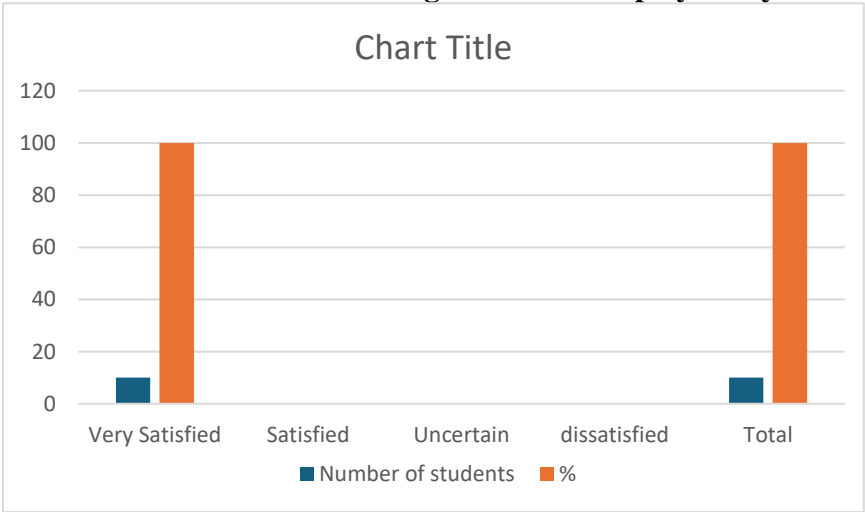
**Interpretation:**

From the above table and chart, 100% of the Faculties say the course helps them in practical thinkingand that would help to students in all the forms.

**Table 10: The course has strengthens their employability**

Opinion	Number of students	%
Very Satisfied	10	100
Satisfied	0	0
Uncertain	0	0
dissatisfied	0	0
Total	10	100

**Chart 10: The course has strengthens their employability**



**Interpretation:**

From the above table and chart, 100% of the Faculties says the course has strengthens their employability and that would help to students in all the forms.

**SDM College, Ujire**  
**Department of Political Science**  
**Questionnaire for Faculty**

---

**A SURVEY ON EMPLOYABILITY AND ENHANCEMENT OF SKILLS**

The survey is to assess the quality of political science syllabus taught in their undergraduate degree course. Please give your genuine responses to bring about positive changes.

Scale: A. Very satisfied

B. Satisfied

C. Uncertain

D. Dissatisfied

E. Very dissatisfied

1. Contents of syllabus are relevant to the course
2. Syllabus has a good balance between theory and practical aspects
3. Syllabus provides comprehensive knowledge and perspective in the subject area
4. Books prescribed/ listed as reference materials are appropriate, relevant and updated
5. Current Syllabus adequately covers contemporary topics /global issues/emerging global and national trends in management
6. The specified contact hours stated in syllabus is sufficient to complete the syllabus
7. The specified contact hours stated in syllabus is sufficient to complete the syllabus
8. The evaluation methods mentioned in the syllabus are sufficient for providing proper assessment
9. Contents of the syllabus meets the expectations of the students in terms of learning values, skills, knowledge, attitude, analytical abilities, applicability, relevance and practical orientation to real life situations.
10. The course has strengthens their employability

A	B	C	D
✓			
✓			
✓			
✓			
✓			
✓			
✓			
✓			
✓			

Name and Signature of Faculty

DR. SHALIP. A.P

**SDM College, Ujire**  
**Department of Political Science**  
**Questionnaire for Faculty**

**A SURVEY ON EMPLOYABILITY AND ENHANCEMENT OF SKILLS**

The survey is to assess the quality of political science syllabus taught in their undergraduate degree course. Please give your genuine responses to bring about positive changes.

Scale: A. Very satisfied

B. Satisfied

C. Uncertain

D. Dissatisfied

E. Very dissatisfied

1. Contents of syllabus are relevant to the course
2. Syllabus has a good balance between theory and practical aspects
3. Syllabus provides comprehensive knowledge and perspective in the subject area
4. Books prescribed/ listed as reference materials are appropriate, relevant and updated
5. Current Syllabus adequately covers contemporary topics /global issues/emerging global and national trends in management
6. The specified contact hours stated in syllabus is sufficient to complete the syllabus
7. The specified contact hours stated in syllabus is sufficient to complete the syllabus
8. The evaluation methods mentioned in the syllabus are sufficient for providing proper assessment
9. Contents of the syllabus meets the expectations of the students in terms of learning values, skills, knowledge, attitude, analytical abilities, applicability, relevance and practical orientation to real life situations.
10. The course has strengthens their employability

A	B	C	D
✓			
✓			
✓			
✓			
✓			
✓			
✓			
✓			
✓			
✓			

Name and Signature of Faculty

Ms. BHAGYASHRI

SDM College, Ujire

Department of Political Science

Questionnaire for Faculty

### A SURVEY ON EMPLOYABILITY AND ENHANCEMENT OF SKILLS

The survey is to assess the quality of political science syllabus taught in their undergraduate degree course. Please give your genuine responses to bring about positive changes.

Scale: A. Very satisfied

B. Satisfied

C. Uncertain

D. Dissatisfied

E. Very dissatisfied

1. Contents of syllabus are relevant to the course
2. Syllabus has a good balance between theory and practical aspects
3. Syllabus provides comprehensive knowledge and perspective in the subject area
4. Books prescribed/ listed as reference materials are appropriate, relevant and updated
5. Current Syllabus adequately covers contemporary topics /global issues/emerging global and national trends in management
6. The specified contact hours stated in syllabus is sufficient to complete the syllabus
7. The specified contact hours stated in syllabus is sufficient to complete the syllabus
8. The evaluation methods mentioned in the syllabus are sufficient for providing proper assessment
9. Contents of the syllabus meets the expectations of the students in terms of learning values, skills, knowledge, attitude, analytical abilities, applicability, relevance and practical orientation to real life situations.
10. The course has strengthens their employability

A	B	C	D
✓			
✓			
✓			
✓			
✓			
✓			
✓			
✓			
✓			

Name and Signature of Faculty

NATARAJ. H. K.

# SRI DHARMASTHALA MANJUNATHESHWARA COLLEGE (AUTONOMOUS)

**UJIRE – 574 240**



**DAKSHINA KANNADA, KARNATAKA STATE**

(Re-Accredited by NAAC at 'A++' Grade)

Ph: 08256-236221, 236101(O), Fax: 236220

sdmcollege@sdmcyjire.in, Website: www.sdmcyjire.in

## **Department of Political Science**

### **Feedback Analysis Report – 2022-23**

The feedback on the curriculum of Political Science was collected from stake holders (students, Teachers, Employers and Alumni) during the year 2022-23. The feedback has been analyzed and the following suggestions made by them are recorded for further follow up:

<b>Sl. No</b>	<b>Stakeholders</b>	<b>No of stakeholders who gave feedback</b>	<b>Important Suggestions/Remarks</b>
1	Students	10	1. Suggested to conduct Model Parliament regularly. 2. To hold study Visits to Panchayaths regularly
2	Teachers	3	1. Suggested to visit Gram Sabha regular meetings
4	Alumni	10	1. Suggested to hold more number of Alumni interactions 2. Suggested to hold interaction with notable Alumni on Career opportunities

  
DEPARTMENT OF POLITICAL SCIENCE  
S. D. M. College  
UJIRE - 574 240, D. K.

**HOD**



**Department of Political Science**

**Action Taken Report- 2022-23**

1. The suggestions were discussed in the Department Meeting. The members resolved to place the issue before the BOS with the required justification and specific details about the paper and the modification needed in the unit.
2. The issue was placed in the BOS meeting as a part of the agenda, and it was resolved to include Addition of topics on Constitution of India named as India and Indian Constitution which University suggested name for particular paper
3. To improve the soft skill, communication skill of the students, The Department has developed 8 elective courses to enable expanded scope, to enable to new discipline, to provide support to the discipline of study and to nurture learners' proficiency and skill.

  
**DEPARTMENT OF POLITICAL SCIENCE**  
S. D. M. College  
UJIRE - 574 240, D. K.

**H.O.D**